

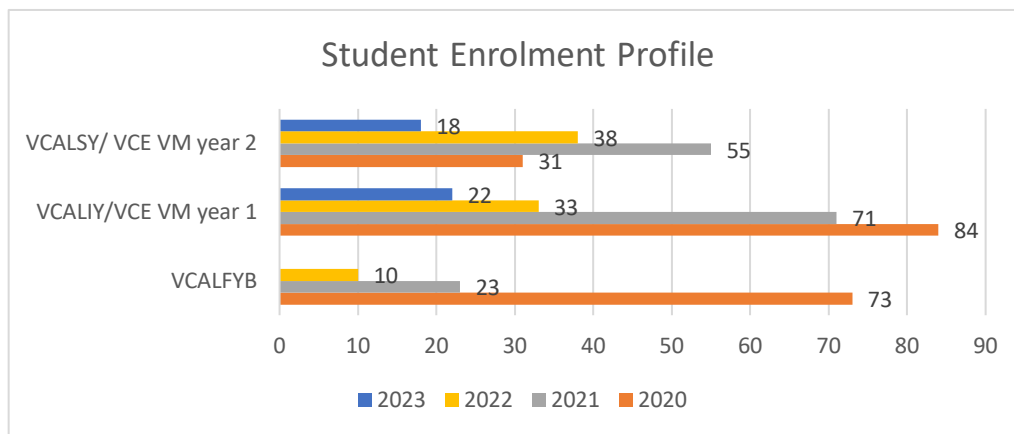
Victorian Certificate of Education, Vocational Major (VCE VM)

Completion and Destination Data

Year: 2023

In 2023, the Victorian Certificate of Applied Learning (VCAL) Program at Melbourne Polytechnic transitioned to the new Victorian Certificate of Education, Vocational Major (VCE VM). Student participation rates, completion rates, and student outcomes and access to further education and work (after leaving the program) are monitored and analysed. The following is the data analysis of 2023 enrolments and completions.

Student Enrolment Profile

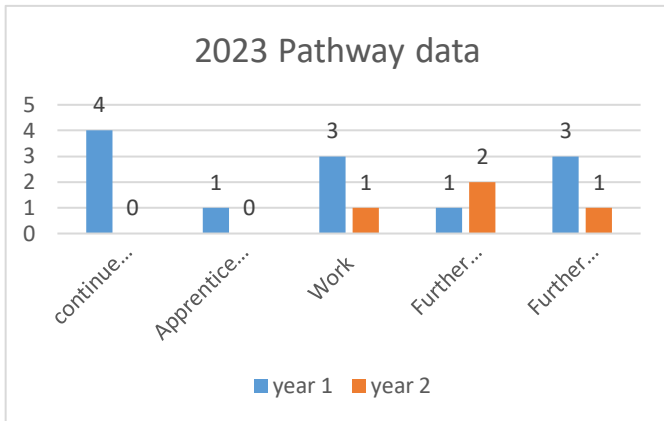


The decrease in enrolments from 2022 to 2023 can be attributed to 1) the transition to VCE VM and 2) the impact of staff shortages on student retention in Semester II.

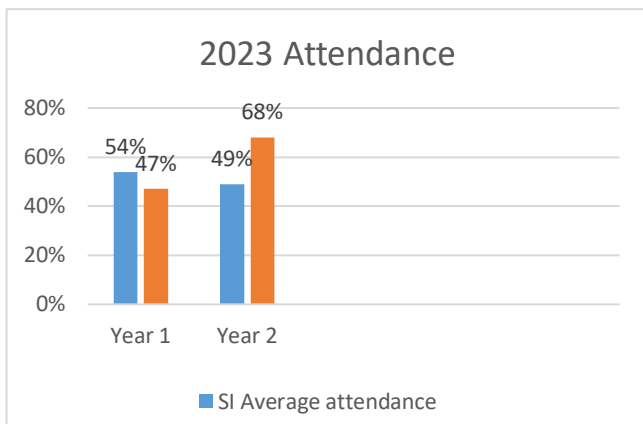
2023 Course Completion

SCHOOL IDENTIFICATION	SCHOOL PROGRAM		STUDENT COHORT				STUDENT ACHIEVEMENT		
	Number of VCE and VCE Vocational Major (VM) studies at Units 3 and 4 level with enrolments	Number of Vocational Education and Training (VET) certificates with enrolments	Number of students enrolled in at least one VCE or VCE Vocational Major (VM) study at Units 3 and 4	Number of students enrolled in a Vocational Education and Training (VET) certificate	Percentage of VCE students applying for tertiary places through the Victorian Tertiary Admissions Centre (VTAC)	Number of students enrolled in the Victorian Certificate of Applied Learning (VCAL) at Intermediate level (2023 only)	Percentage of satisfactory VCE completions	Number of students awarded the VCE Vocational Major (VM)	Percentage of Vocational Education and Training (VET) units of competency completed
Melbourne Polytechnic	9	8	17	18	13	< 4	63	4	94

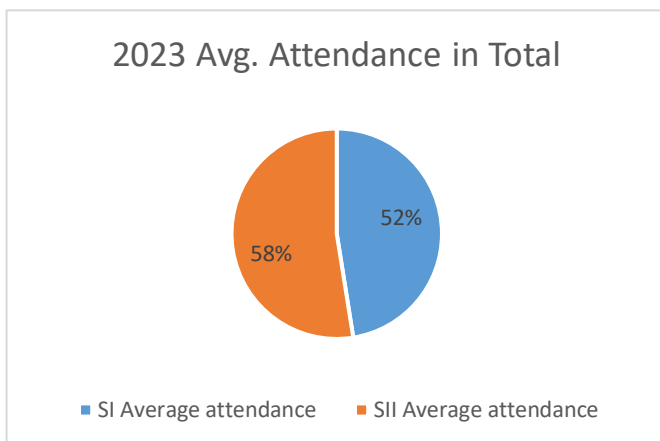
2023 Student Pathway data



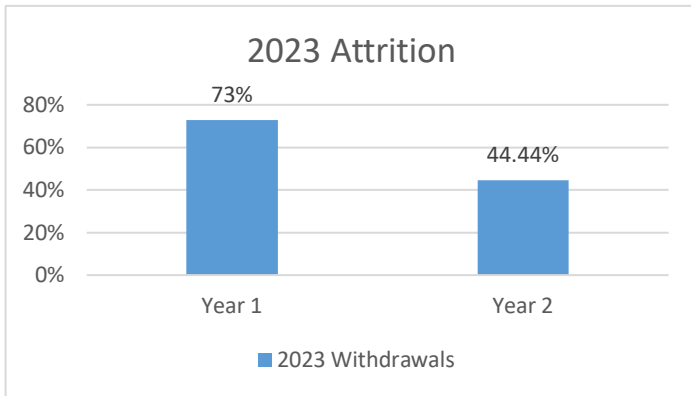
2023 Student attendance



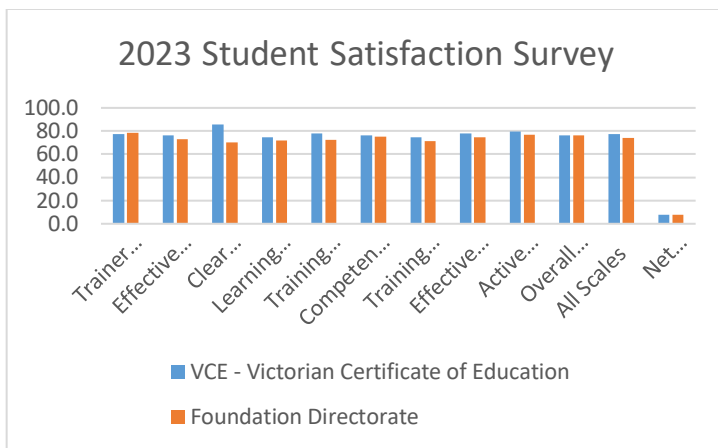
2023 Average Attendance in total



2023 Student attrition by course



2023 Student Satisfaction Survey



The 2023 the response rate decreased from 70% in 2022 to 21% in 2023. Some student responses were collected though their VET program responses and were not reflected in VCE VM total responses so the total number of responses may be higher.

Overall student satisfaction increased from the previous year with an average of 73.6% in 2022 and to 85.7% on 2023.

Training resources increased from an average 68.8% in 2022 to 74.6 in 2023. This increase can be explained by the development and use of the Moodle as a learning and assessment tool.

Training relevance with an overall rating of 77.8% and effective support also with a rating of 77.8 were higher in comparison with the 2022 rating of 67.4% and 66.7% in 2022.