

Victorian Certificate of Applied Learning (VCAL)

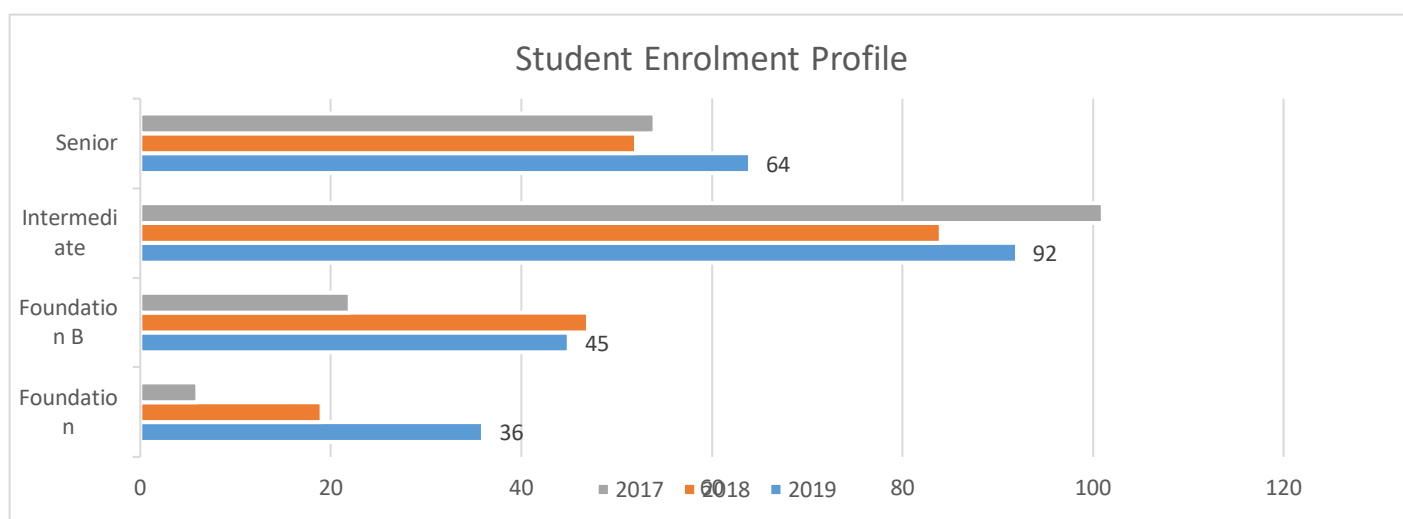
Completion and Destination Data

Year: 2019

The Victorian Certificate of Applied Learning (VCAL) Program at Melbourne Polytechnic delivers the Foundation, Intermediate and Senior levels. Student participation rates, completion rates, and student outcomes and access to further education and work (after leaving the program) are monitored and analysed. The following is the analysis of 2019 enrolments and completions.

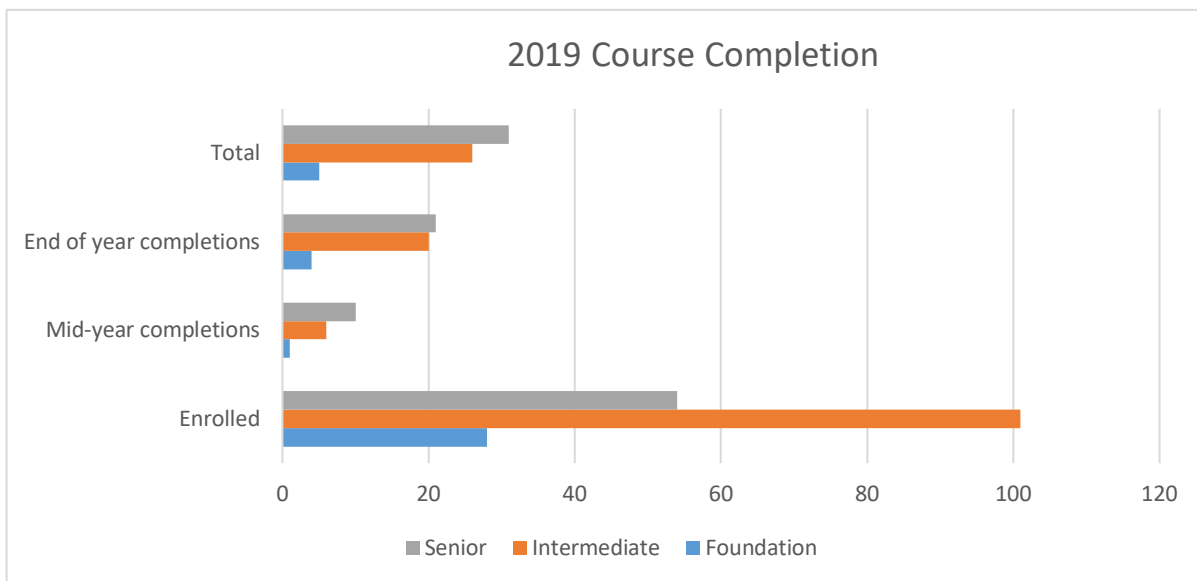
Student Enrolment Profile

Course	Internal code	2017	2018	2019
VCALFND001	VCALFY	36	19	6
VCALFND001	VCALFYB	45	47	22
VCALINT001	VCALIY	92	84	101
VCALSEN001	VCALSY	64	52	54
	Total	237	202	183



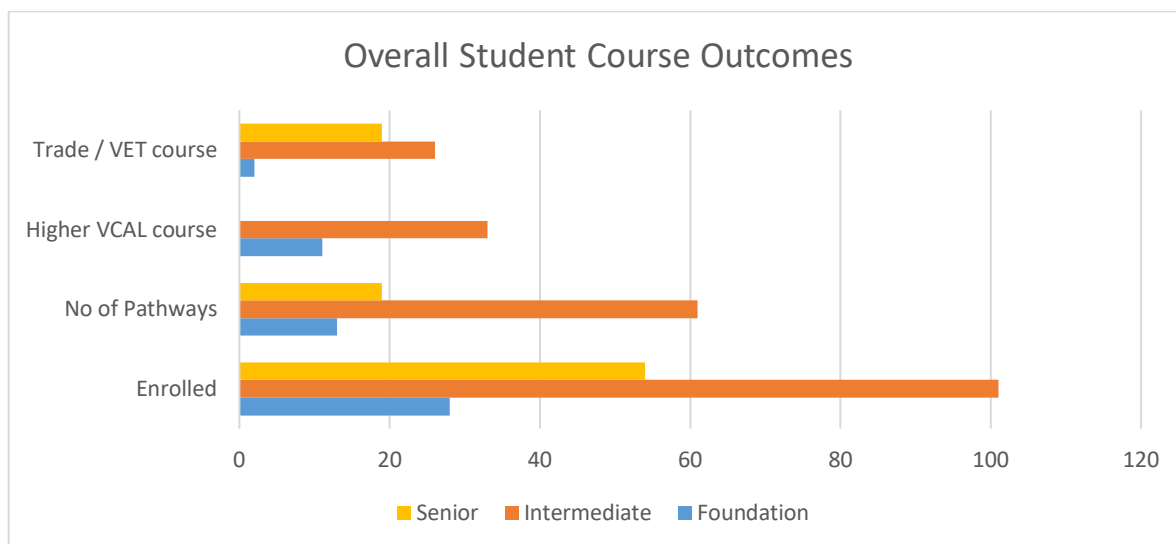
2019 Course Completion

Program	Enrolled	Mid-year completions	End of year completions	Total
Foundation	28	1	4	5
Intermediate	101	6	20	26
Senior	54	10	21	31
		17	45	62



Overall Student Course Outcomes

Course	Enrolled	Number of Pathways	Higher VCAL course	Trade or VET course
Foundation	28	13	11	2
Intermediate	101	61	33	26
Senior	54	19		19



Student Satisfaction Survey

From data gathered in the 2019 Student Satisfaction Survey, the VCAL students rated their program at an average of 70.3% satisfaction across all areas. This is 0.6% above the Melbourne Polytechnic rating of 69.7%. The benchmark for all school and program areas was 70% satisfaction.

